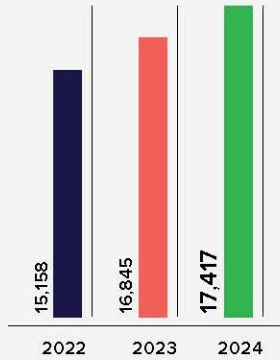
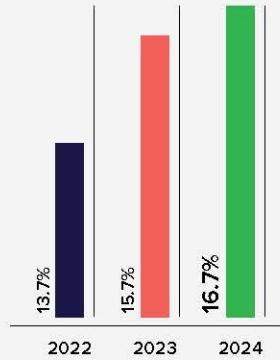


Financial Highlights FY 2024


Revenue INR in Mn.



Adj. EBITDA* In %



Net Profit INR in Mn.



* Excluding share based payment and non-recurring cost

Performance Highlights

4300+

Workforce

300 +

Active clients

Over 90%

Repeat business

17,417 Mn. INR

Revenue

10

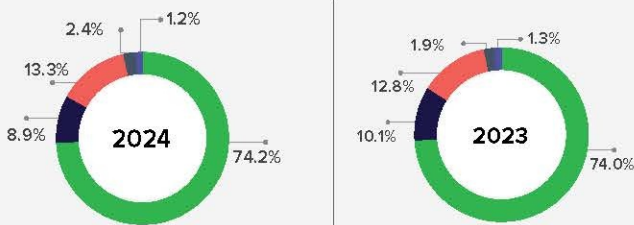
3+ Mn. USD clients

46

1+ Mn. USD clients

Revenue by geography

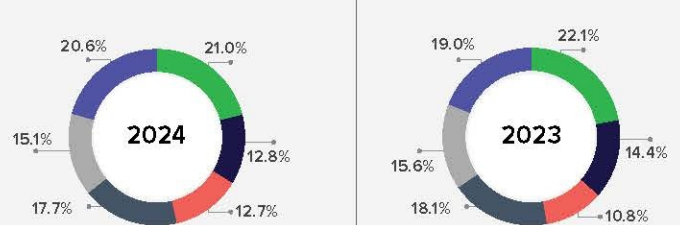
In %



- North America
- SEAC
- Others
- Europe
- India

Revenue by vertical

In %



- Tech, Internet and Platforms
- Manufacturing & Logistics (M&L)
- Banking, Finance & Insurance (BFSI)
- Health
- Telecom, Media & Entertainment (TME)
- Services